


# COUPLERS & CONNECTORS

## Coilflow™ Acme Interchange

The Acme Series of couplers and connectors offer a compact design making it ideal for hose assemblies. This lightweight coupler, which is 25% lighter than other interchanges, helps to maximize the user's range of motion and minimizes the fatigue associated with larger, heavier couplers. They also allow 15-30% more flow than other 1/4" interchanges. Six locking balls provide a more secure and balanced connection, assuring a longer connector life. The "radius design" connector allows more surface area contact with the locking balls, making it more durable even in high vibration conditions.



### 1/4" Body Size COUPLERS (Type A900)

Thread & Barb Size	Female	Male	Hose Barb	Lock-On Hose Barb	Reusable Polyurethane Hose Barb
1/8"	A900B2F	A900B2M	n/a	n/a	n/a
1/4"	A900B4F	A900B4M	A900B4H	A900B4L	A900B4P
5/16"	n/a	n/a	A900B5H	n/a	n/a
3/8"	A900B6F	A900B6M	A900B6H	A900B6L	n/a




### 1/4" Body Size CONNECTORS (Type A900)

Thread & Barb Size	Female	Male	Hose Barb	Lock-On Hose Barb	Reusable Polyurethane Hose Barb
1/4"	A900N4F	A900N4M	A900N4H	n/a	A900N4P
3/8"	A900N6F	A900N6M	A900N6H	n/a	n/a


## Coilflow™ ARO Interchange

This series of couplers and connectors is engineered to interchange with the ARO design as well as similar designs of other manufacturers. Standard packaging consists of ten pieces per plastic poly bag.



### 1/4" Body Size COUPLERS (Type I4)

Thread & Barb Size	Female	Male	Hose Barb	Lock-On Hose Barb
1/4"	140	142	143	n/a
3/8"	141	145	n/a	n/a



### 1/4" Body Size CONNECTORS (Type I4)

Thread & Barb Size	Female	Male	Hose Barb	Lock-On Hose Barb
1/8"	n/a	1404	n/a	n/a
1/4"	1402*	1401*	1406	n/a
5/16"	n/a	n/a	1407	n/a
3/8"	1405	1403	n/a	n/a

\*Also available in five packs. See page 32 for information.